

RESIDENCY

A screenshot of the Glendale Portal Login form overlaid on a background image of a college building. The form includes fields for Username and Password, a "Show password" checkbox, and buttons for "Login", "Forgot Password?", and "First Time User".

GLENDALE COMMUNITY COLLEGE PORTAL LOGIN

Username
Enter your username

Password
Enter your password
 Show password

Login

Forgot Password?

First Time User

Login Instructions:

To access StudentForms you will log into your Portal, using the same information at MyGCC and Canvas. If you have not set up your MyGCC or Canvas Login yet, follow the below instructions:

New Student: Use your GCC Student ID number as Username. Use your initials in caps followed by @ followed by your six digit date of birth (mmddyy) as password. For example, password for John Smith born January 23, 1990 would be JS@012390 you will be asked to change your password the first time you login.

Click on 'Manage Requests' then select semester you would like to enroll for.

The screenshot shows the 'Student Forms' interface with a user profile 'Michelle' in the top right. A 'Manage Requests' button is highlighted with a red arrow and the number '1'. Below it, a modal window titled 'Manage Requests' is open. The modal contains a table with columns for 'Request Type', '2024-2025', and '2025-2026'. A red arrow and the number '2' point to the '+' button in the '2024-2025' column for the 'AR-Residency - Spring' row.

Request Type	2024-2025	2025-2026
AR-Change of Student Data	-	+
AR-Residency - Fall	+	+
AR-Residency - Spring	+	+
AR-Residency - Summer	+	+
Budget Change	+	+
Loss of CCPG - Summer	+	+

Please enter your request as “Residency” and click on “Submit”.

of Student Data


Add Request ×

AR-Residency - Spring -- 2024-2025

Please explain your reason for this request.


Enter your comments...

Characters left: 255/255





Click on the “2024-2025 AR - Residency”

Needs Action



1
Task Left

2024-2025 AR-Residency - Fall
Status: Collecting Documents

 Needs Action	1
 Submitted	0

Complete and follow the instructions on each section of the form by clicking on “Fill Out”.

2024 - 2025 AR-Residency - Fall

[Notification History](#)

▼ Residency Form (Admissions and Records)


Please complete and follow the instructions on each section of the form.

If you have any questions, reach out to the Office of Admissions and Records at Glendale Community College in California.

got checklist

Appeal Status: Open

✓ Residency: Admissions and Records ?



✎ Fill Out

After reading the information, click on “Continue”

Residency: Admissions and Records

- > Information
 - Age
 - Immigration/Citizenship Status
 - California Information
 - Glendale Community College Information
 - Declaration
 - Review & Sign

← Return to Student Tasks

Information

This form is for students seeking a change in their residency status for tuition purposes. You must submit this form and all required supporting documentation to be considered for a change. Please allow at least 10 business days for processing once your form is complete.

Important Information:

The form should be submitted immediately. Changes to residency status will **not** be granted after the last day of the semester. Use the link below to see important dates for the semesters we are currently accepting forms for:

<https://www.glendale.edu/students/admissions-records/residency-requirements>


California Residency Requirements:

By California Education Code (Title 5), a student must meet the following criteria to be considered a California resident for tuition purposes:

1. The student must have lived in California for **at least one year and one day** immediately prior to the first day of instruction for the semester in question.
2. The student must provide evidence of establishing California residency, including physical presence in the state and intent to remain here.

By submitting this form, you are confirming that you meet the eligibility requirements to establish California residency, have resided in the state for the required duration, and intend to make California your permanent home.

For questions, please email residency@glendale.edu



Continue →


After answering all sections of the form, click on “Continue” and copy of your answers will appear for your records.

Declaration

I certify under penalty of perjury that the information submitted is true and correct. I agree to notify the Admissions & Records Office if there is any change in my residence, immigration status, or other facts used in determining residency while I am a student in this District. I understand that falsifying information could result in criminal charges for perjury and/or fraud; student disciplinary action; and/or accumulated monetary damages resulting from non-payment of non-resident tuition. I further understand that all documents submitted by me with this residency reclassification form become the property of the Glendale Community College District.

I certify all information submitted is true and correct

[← Back](#)



[Continue →](#)

**You will receive an email regarding the status of your residency.
If you have any further questions, you may email residency@glendale.edu
WE DO NOT ACCEPT RESIDENCY DOCUMENTS THROUGH EMAIL**