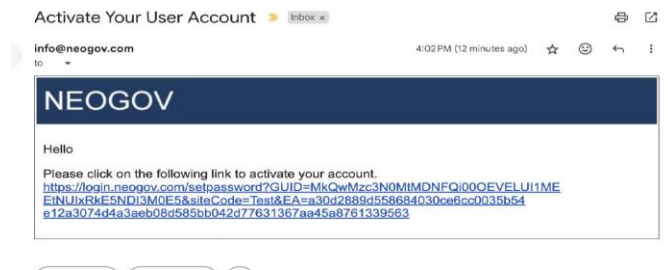
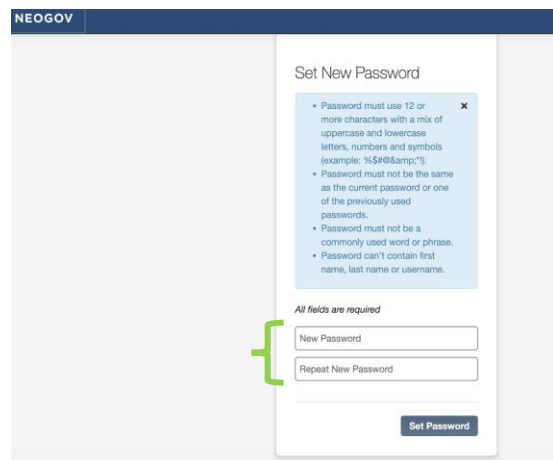


NeoGov Account Activation Instructions + Attestation Access

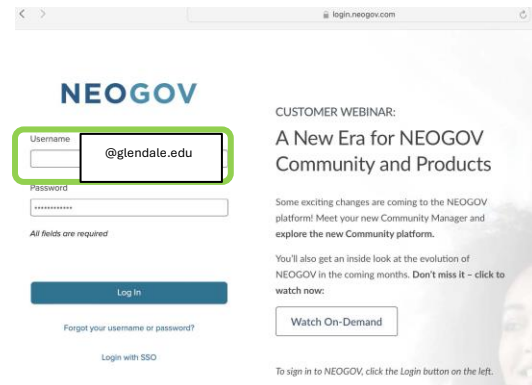
If you need to activate your account, you will receive an email from info@neogov.com like this:



Click on the link and you will be prompted to set up your password:



Once you set up your password, you will be prompted to log in to your account. Your **Username** is your **GCC email address**:



This will bring you to your Neogov **Dashboard**, where you can see assigned Tasks (if any). Select the **Forms** tab on the left side of the screen to access your form/s (refer to the [instructions on locating and submitting the self-attestation form](#)).

