

CCC Apply International Application Guide

CCC Apply International is a third-party application used by all California Community Colleges and includes questions Glendale Community College doesn't need. This guide will help you skip those extra questions to save time! Look for **Time Savers**.


Sections In This Guide



Your OpenCCC Account	2
Create an OpenCCC Account	3
Id.Me Verification	4
Start an Application.....	5
Enrollment Information section.....	5
Profile section.....	6
Contact section	7
Education section	7
Visa/Dependents section	10
Supplemental Questions – ANSWER CAREFULLY	11
Consent section	13
Reviewing Your Application	14
Submitting Your Application	15
Resuming an Application	16

CCC Apply International Application Guide

Your OpenCCC Account

You will need an OpenCCC Account to start an application.

	California Community Colleges	CCCApply
---	-------------------------------------	----------

	
---	---

International Application for Admission to College

Before applying as an international student, you must first have an OpenCCC Account.

The OpenCCC single sign-in account allows you to access the online services of the California Community Colleges.

OpenCCC is a service of the California Community Colleges Chancellor's Office. The information in your account is kept private and secure.

[Create an Account](#) or [Sign In](#)

If you already have an OpenCCC Account, click *Sign In* and go to **page 4** in this packet for additional instructions.

If you do not have an account, click “Create an Account” and continue to the instructions below.

CCC Apply International Application Guide

Create an OpenCCC Account

Enter the email you want to use for your account. If someone is helping you, make sure they use your (the applicant's) information. All details must be your own.

Enter your email address to begin creating your California Community Colleges student account. You will receive a code via email to verify your identity and keep your account secure.

Email

Use mobile phone instead

Verification Code

Verify Email

Email My Verification Code

Didn't receive an email? [Resend email](#)
[Back to Sign In](#)

Check your email for the verification code. Enter the code and click Verify Email.

Fill in the profile questions:

- **Primary phone number.** Applicant's phone number.
 - Make sure to enter + before the country code if using a non-US phone number.
- **Home address.** Address where you are living. The applicant's address should include:
 - Country
 - A house number and street name
 - Apartment number, if needed
 - Postal code if applicable.
- **Legal Name.** As spelled on your passport
 - First name is your **given** name.
 - Last name is your **family** name.
 - Date of birth is in MM/DD/YYYY format.
- **Password.** You will need this unique password to access your application.

Congratulations! You have completed your profile. You may now [Start an Application](#).

If you are an undocumented (DACA) student, do not submit the international application ([apply here](#) instead!).

CCC Apply International Application Guide

Id.Me Verification

Decline ID.me Verification. When logging in, you may be asked to verify your identity through ID.me, which is only easily done for US citizens and permanent residents. **Click the sentence below the “Verify with ID.me” box** to decline this authorization.

account.cccmypath.org/auth/realms/OpenCCC/login-actions/authenticate?execution=9ca4cf0-107e-4c4d-80bd-b8525cedd4b2&client_id=cccapply-intl&tab_id=vxHLzbpstWU&client_data=eyJydSI6Imh0...



CCC Students Expected to Verify Their Identity with ID.me


The California Community Colleges (CCC) now use ID.me to help keep your identity safe and make it easier to apply to college and get financial aid.

Why Do I Need to Verify My Identity?

- Verifying your identity helps protect against someone else stealing it to apply for college or financial aid.
- If you skip ID.me verification, your college application may be put on hold until you verify who you are.
- Identity verification is required before you can get your financial aid.

What to expect:

- 1 Redirecting you to the ID.me website
- 2 Verifying your identity with primary or secondary documents
- 3 Returning you to your community college application



What if I can't verify my identity with ID.me?

[Learn More](#)



Decline Verification ✕

The California Community Colleges know that some students might have trouble proving their identity with ID.me. This can happen if someone doesn't have a permanent address, social security number (SSN), or taxpayer ID number (ITIN), if there are issues with identity theft, or for some other reason. If you cannot verify with ID.me, click the "Decline ID.me" button below.

Only choose not to use ID.me if you can't verify your identity online or with assistance from ID.me staff. After you submit your application, get in touch with your college to arrange an in-person identity verification.

No, take me back

Decline ID.me

CCC Apply International Application Guide

Start an Application

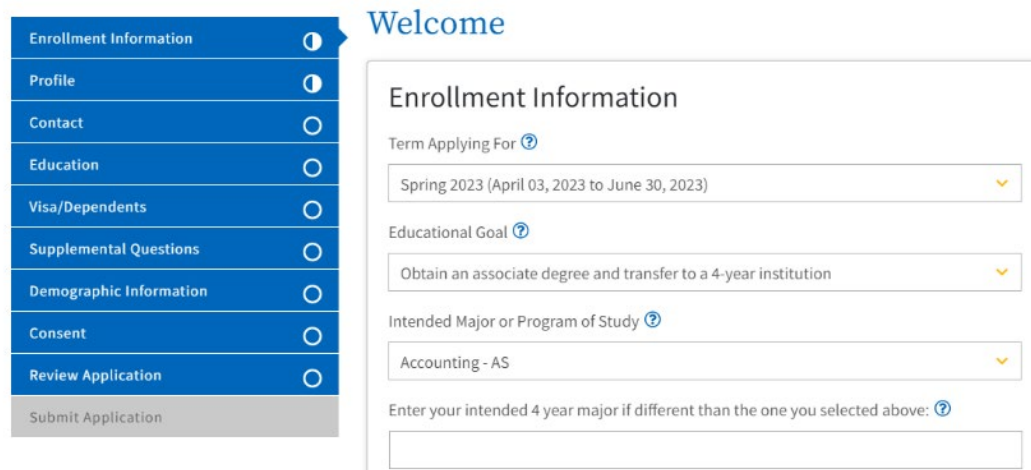
Click on **Start a New Application**. All information on the application must be your (the applicant's) data:

My International Applications



Enrollment Information

- **Term Applying For.** Make sure to apply by [the correct deadline](#).
- **Educational Goal.** Choose the goal that fits you. If you're a visiting student or taking pre-requisites for another school, any option is fine.
- **Intended Major or Program of Study.** Not sure what to pick? [Click here](#) to explore majors. Don't worry - you can change majors at any time!
 - **AA/AS/AST** = Associate Degree (2 years)
 - **CERT** = Certificate (1-1.5 years)
 - **Concurrent enrollment/Transfer Preparation Program** applicants: Please choose **Intersegmental General Education Transfer Curriculum (IGETC)** as your major
- **Time Saver:** Leave the last question blank



Welcome
Enrollment Information

Term Applying For ⓘ
 Spring 2023 (April 03, 2023 to June 30, 2023)

Educational Goal ⓘ
 Obtain an associate degree and transfer to a 4-year institution

Intended Major or Program of Study ⓘ
 Accounting - AS

Enter your intended 4 year major if different than the one you selected above: ⓘ
 [Empty text box]

Navigation Menu:
 Enrollment Information ⓘ
 Profile ⓘ
 Contact ○
 Education ○
 Visa/Dependents ○
 Supplemental Questions ○
 Demographic Information ○
 Consent ○
 Review Application ○
 Submit Application

CCC Apply International Application Guide

Profile

- **Previous Name.** Complete if you have a previous legal name that was used on legal documents or school records. Do not provide nicknames here.
- **Current Mailing Address.** May be a US address but must be yours (the applicant's). GCC emails all admissions materials.
- **Non U.S. Permanent Home Address.** Must be your **permanent home country address.**

Enrollment Information	✓
Profile	1
Contact	0
Education	0
Visa/Dependents	0
Supplemental Questions	0
Demographic Information	0
Consent	0
Review Application	0
Submit Application	

Profile

Previous Name

Do you have a **previous legal name** that was used on legal documents or education transcripts?

Yes No

Current Mailing Address

My mailing address is the same as the Permanent Address in my OpenCCC Account [?](#)

Non U.S. Permanent Home Address

My Non U.S. Permanent Home Address is the same as my Permanent Address from my OpenCCC account. [?](#)

Street Address [?](#)

123456 Different Street

Apartment A

Include apartment number or suite

City [?](#)

Ota

State/Province [?](#)

Tokyo

Postal Code [?](#)

146-0091

Country [?](#)

Japan [?](#)

CCC Apply International Application Guide

Contact

- **Applicant Non-US Contact Information.** Please enter the applicant’s permanent home number.
 - **Time Saver:** Complete the *Current non-US telephone* field only. Leave Alternate and Fax numbers blank.
 - **Time Saver:** Type “+” and your country code to immediately jump to your country format (you will see the flag change).



- **Emergency Contact.** Your emergency contact may be anyone in the US or in your home country.
- **Parent/Guardian Contact.** This information may be the same as your Emergency Contact. If you do not have a parent or legal guardian, you may use any relative’s information.

Education

- **Entry Level.**
 - **First-time student at a US College.** Select if you're in your home country or transferring from a US high school.
 - **Transfer student from another US College.** Select if you're currently attending or transferring from a US college, university, or language program, and haven't studied at GCC before.
 - **Returning to this College.** Select if you've studied at GCC before and are reapplying, regardless of your current location or school.

CCC Apply International Application Guide

Education (continued)

- **Secondary/High School Education.**
 - **Foreign secondary school diploma/certificate of graduation.** Select if you attended a *non-US high school*. Enter the expected date of graduation. You may use approximate dates.
 - **Received High School Diploma.** Select if you attended a *US-based high school*. Enter the expected date of graduation. You may use approximate dates.
 - **Passed the GED, or received a High School Certificate of Equivalency.** Select if you took the General Educational Development (GED) test instead of completing traditional high school. Enter the date of the certificate.
 - **Not a graduate of, and no longer enrolled in high school. STOP!** International applicants must be in their final year of high school study, have graduated from high school, or completed college-level study to apply. Please contact us at gcciso@glendale.edu if you have questions about this.

- **English Proficiency (if appears)**
 - **Select “Yes...”** if you meet our [English proficiency testing requirements](#) or are in an English language program. Enter your test scores. English language program students, choose “Other” and write the program’s name in the space provided.

English Proficiency

In many cases, proof of English proficiency will be required.

Yes, I have taken the required English proficiency test and/or have attended an English-language school
 No, I have not yet taken the English Proficiency test nor attended an English-language school

Proficiency Test/Qualification ?

Other ▼

Enter Other ?

ELS Language Program

- **Select “No...”** if you meet one of our [English proficiency waiver requirements](#).
- **Select “No...”** if you don’t meet our [English proficiency testing requirements](#) and are not currently enrolled in an English language program. You can apply but must meet our [English proficiency requirements](#) before you can be admitted.

CCC Apply International Application Guide

Education (continued)

- **Last Secondary/High School Attended.**
 - Select “**I attended a secondary/high school**” if you graduated, or will graduate, from a high school. Provide your high school details, including approximate dates of attendance.
 - **Time Saver:** if you attended multiple high schools, list only your final high school of attendance.
 - Select “**I did not attend a secondary/high school**” *only* if you received a GED in its place.

- **College Education.** Select your highest level of college education.
 - **No degree.** Select if you have not attended college or if you have attended college, but have not earned a degree.
 - **Received an associate/bachelor degree.** Enter approximate date of graduation.

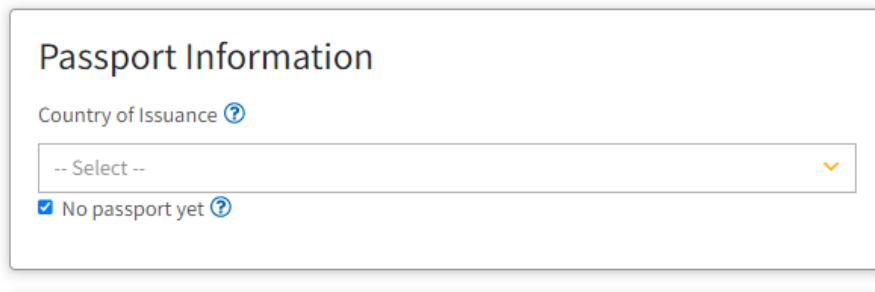
- **Colleges/Universities Attended.** Select the number of higher education institutions you have attended and enter details for each college. **You must list all schools attended.**
 - **Time Saver:** You can't enter an "Attendance Ended" date that is after your GCC start term. If you're still in school or are applying for concurrent enrollment (i.e. visiting student), use the end date of your current semester.

CCC Apply International Application Guide

Visa/Dependents

- **Passport Information**

- **Time Saver:** Check “No passport yet” to skip this section. **We do not need this information on the application.** You will submit a copy of your passport picture page with your application materials.



The screenshot shows a form titled "Passport Information". It includes a dropdown menu for "Country of Issuance" with a help icon and a "-- Select --" option. Below the dropdown is a checked checkbox labeled "No passport yet" with a help icon.

- **Visa Information**

- **Time Saver:** Select “No visa yet” if you're not currently in the US, even if you had a visa before.
- **F-1, J-1, or M-1, Other.** Select one of these types if you are currently studying or physically present in the US.
 - **Time Saver:** The system won't accept a past "Visa expiration" date. If your visa has expired, enter the year as "2099." You'll still need to submit a copy of your visa with your application.

- **Additional Information**

- **Do you currently reside in the US?**
 - **Time Saver:** Check “No” to skip this section, even if you are in the US. We do not need this information on the application. If you check yes, you will need your [I-94](#) to complete this section.
- **List all dependents.**
 - **Time Saver:** Enter “0” even if will bring dependents. You will enter this information on our Affidavit of Financial Support and submit passport copies for each dependent instead.

CCC Apply International Application Guide

Supplemental Questions – ANSWER CAREFULLY

- **Question 1: CITY of Birth.** Required for the I-20.
 - Make sure you are providing the **city** and not your country.
- **Question 2: Indicate if any of the English language test score exceptions apply to you.** See our [Apply page](#) for a list of Partner ESL programs and English waiver country requirements.

-- Select --

-- Select --

Attended a school with English as the main language for 2+ years.

Completed/completing required level from a Partner ESL program.

Citizen of approved English waiver country.

None Apply

- **Question 3: Indicate if you are applying as a concurrent enrollment (visiting) student or for our Transfer Preparation Program.** Please ensure you have reviewed the details for each of these on our [Apply](#) page before selecting one of these options.

-- Select --

-- Select --

Visiting/concurrent enrollment student. Not transferring to GCC.

Applying for TPP to raise GPA after dismissal from another school.

Applying for TPP to complete pre-requisites for admission.

None Apply

CCC Apply International Application Guide

Supplemental Questions (continued) – ANSWER CAREFULLY

- Question 4: How did you find out about Glendale Community College?**
 - If you are working with an Agency/Education Company, please provide the agency name and your agent's contact email in this section. This information is required to allow us to communicate with your agent.

How did you find out about Glendale Community College?

Agency/Education Company

If you select "Agency/Education Company," please provide agency name and e-mail address here

Japanese Educational Consultancy, agent@jec.jp.org

If you Select "Other Source/Publication" please specify Other Source/Publication here

If you Select "U.S. Language School" please specify the School here

- Question 5: If you are currently inside the U.S., do you plan to travel overseas before the start of your semester/session at GCC?**
 - Select from "Yes," "No," or "Does not apply". If you select **Yes**, enter your expected date of departure and return to the US so we can issue your I-20 in time to reenter the US.

If you are currently inside the U.S., do you plan to travel overseas before the start of your semester/session at GCC?

-- Select --

-- Select --

Yes

No

Does not apply. I am not currently in the U.S.

mm/dd/yyyy

- Question 6: Check if you are a returning/former GCC International Student.** If you know your GCC Student ID number, please provide it to us. This reduces the risk of having a duplicate record created for you.

CCC Apply International Application Guide

Consent

- **Authorized Agent or Representative.** If you are working with an Agency/Education Company, *and wish for us to be able to communicate with your agent in regards to your application, you **must** authorize us to release/share information and provide full details detailing the contact person we can speak with. If you are not working with an Agency/Education Company, you may leave this blank.*

Authorized Agent or Representative

I authorize Glendale Community College to release information and share documentation regarding my application status, immigration status, and academic records to the agent or representative specified below. [?](#)

Agent Company Name [?](#)

Japanese Educational Consultancy

Agent Contact Name [?](#)

Agent Name

Email [?](#)

agent@jec.jp.org

Phone [?](#)

• - 0555-55-5555

Street Address [?](#)

9768 Street Name

Suite 3256

Include apartment number or suite

City [?](#)


Tokyo

State/Province [?](#)

Postal Code [?](#)

55555

Country [?](#)

Japan 

CCC Apply International Application Guide

Review Application

Review your application for accuracy. **You may download a PDF version of your application if you wish.** Press **Confirm Application** at the bottom of the page to move to submission.

- Enrollment Information ✓
- Profile ✓
- Contact ✓
- Education ✓
- Visa/Dependents ✓
- Supplemental Questions ✓
- Demographic Information ✓
- Consent ✓
- Review Application ⓘ
- Submit Application

Review Application

[Save as PDF](#)

Please confirm your application is complete and accurate at the bottom of this page.

Note: All tabs must be checked complete before you can confirm.

Enrollment Information	
Term	Spring 2023
Educational Goal	Earn a vocational certificate without transfer
Major/Program area of study	Accounting - AS
Intended Major Goal	Not Provided

Account/Address	

I have reviewed this application and confirm it is complete and accurate.

Confirm Application

CCC Apply International Application Guide

Submit Application

This is the final step! You may not change any information in the application after Submission. Read and agree to the statements on the page by checking the checkbox in the middle of the page. Press *Submit My Application* when you are ready.

Submit Application

You are about to submit your application to Glendale Community College.
NO CHANGES can be made to your application once it is submitted.

California state law* allows you to submit your application and residency information online with an electronic signature verification. Your completion of this page will provide the necessary verification for electronic submission. The security and privacy of the information in your submitted application are protected as described in the CCCApply Privacy Policy.

* Section 54300 of subchapter 4.5 of chapter 5 of division 6 of title 5 of the California Code of Regulations.

By Checking here, I, Test Applicant declare that: ⓘ

- All of the information in this application pertains to me.
- Under penalty of perjury, the statements and information submitted in this online admission application are true and correct.
- I understand that falsification, withholding pertinent data, or failure to report changes in residency may result in District action.
- I understand that I may be required to submit additional documents to complete my admission, such as proof of English, proof of finances, or school transcripts. A list of required documents is available at Glendale Community College, and on the college's website.
- I understand that all materials and information submitted by me for purposes of admission become the property of Glendale Community College.

Submit My Application


Congratulations! You have completed your application to Glendale Community College!

You will receive an email from gcciso@glendale.edu confirming your application within 3 business days. If you do not receive this email, please contact us. Add our email to your safe-sender list in the meantime to help ensure delivery!

CCC Apply International Application Guide

Resuming an Application

If you get disconnected from the application, or need to leave and return to it at any point, you can always resume by signing into your account and clicking on the “pencil” icon under the word **Resume** in the **In-Progress International Applications** section.



International Application for Admission to College

Before applying as an international student, you must first have an OpenCCC Account.

The OpenCCC single sign-in account allows you to access the online services of the California Community Colleges.

OpenCCC is a service of the California Community Colleges Chancellor's Office. The information in your account is kept private and secure.

[Create an Account](#) or [Sign In](#)

My International Applications

Info ×

For your security always sign out before leaving.

[Start a New Application](#)

In-Progress International Applications

Below are applications you have started but have not yet submitted. You can resume or delete individual applications at any time.

App ID	College	Started	Paused	Last Page	Resume	Trash
13436	Glendale Community College	March 22, 2023	March 22, 2023	Education		